

LIBERTY
HEALTHCARE



Companion Range

Companion Range





Companion Range

The Liberty HealthCare COMPANION range is designed with users and their partners in mind. COMPANION beds are built of the same market-leading steel frame as our adjustable range and feature lockable castors to ensure minimal gapping between beds. The COMPANION range creates flexibility and comfort for users wishing to sleep next to their partner while enjoying the benefits of an adjustable bed.

In addition to the standard companion setting, any two adjustable beds can be fitted side by side to create the ultimate partner sleep set.

Please Note:

Companion beds do not have adjustable features or moving parts.

Features

- Australian Made
- 5 Year Steel Frame Warranty*
- Lockable Castors
(To ensure minimal gapping between beds)

Optional Features

- Head and Foot Board
(Head and Foot Boards are sold separately for each side)

Standard Inclusions

- 75mm Black Locking Castors (x4)
- 100mm Bed Base Sleeping Platform
- Foot Bar
- Bed Base and Foot Bar Cover
(Available in 7 different colours)

Specifications

Floor - top of Bed Base Sleeping Platform
(Height Range**)

Safe Working Load

Measurement

350mm (Measurement varies to suit partner sleep set)

Narrow Single Long | Standard Single Long | King Single - 180kg

*5 year Steel Frame warranty

**With standard 75mm Castors and standard 100mm Bed Base Sleeping Platform.

1300 885 853
LIBERTYHEALTHCARE.COM.AU



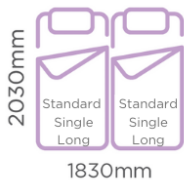


Companion Range

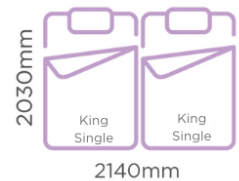
Bed Sizes (Please Note: Single beds are longer than the standard bed length)



This makes a Queen size bed



This makes a King size bed



This makes a Super King size bed

Mattress Size (Height)

Innerspring	Innerspring Pillow Top	Liberty Fusion Gel
220mm	230mm	150mm
Liberty Elegance	Full Core Latex	Liberty Pressure Care
220mm	220mm	150mm
Liberty Bariatric PCM		
200mm		



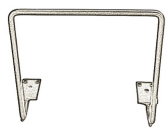
Fusion Gel
Hospital Grade Foam
Base Foam

Fusion Gel Mattress

Optional Accessories - Please Note: Side Grip Handles, Bed Rails and Mattress Support Bars cannot be used in conjunction with Upholstered Bed Frame Side Panels.



Side Grip Handle



Mattress Support Bar
(Not suitable for Narrow Single)



Bed Rail



Bed Rail Cover

*5 year Steel Frame warranty

1300 885 853
LIBERTYHEALTHCARE.COM.AU



GOLD COAST | BRISBANE | SUNSHINE COAST | SYDNEY | MELBOURNE | ADELAIDE | PERTH



Companion Range

Cosmetic Accessories

- Laminate Head & Foot Boards (Available in 3 different colours)
- Upholstered Head Boards (Available in 3 styles & 7 different colours)
- Upholstered Foot Boards (Available in 2 sizes & 7 different colours)
- Upholstered Bed Frame Side Panels (Available in 7 different colours)
- Fabric Velcro Skirt (Available in 7 different colours)

Laminate Colours

(Colour may vary from the images shown)



White Tasman Ash Black

Upholstered Colours

(Colour may vary from the images shown)



Natural Wheat Linen Platinum Mousse Graphite Night

Upholstered Head Board Options

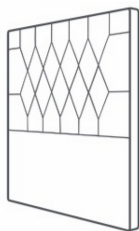


Cuba



560mm

Upholstered High Foot Board 560mm



Hudson



Porsha



580mm

Laminate Head & Foot Board 580mm



*5 year Steel Frame warranty

1300 885 853
LIBERTYHEALTHCARE.COM.AU

